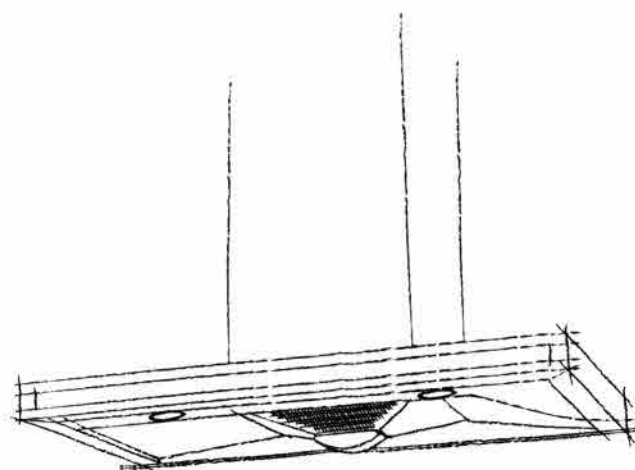


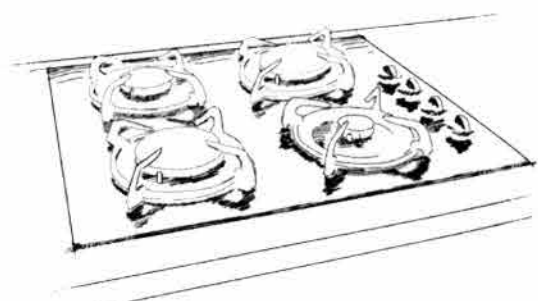


**Product Catalog**


Professional Gas Stoves  
**OEM&ODM**



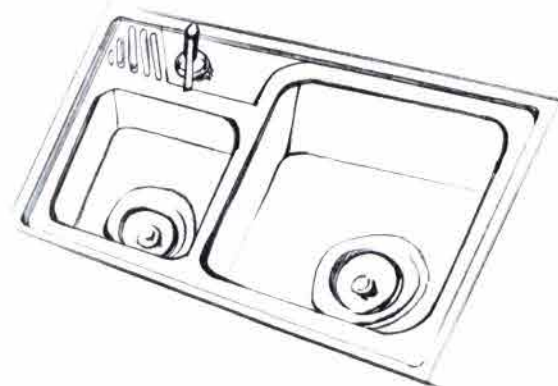
Rang hood



Gas stove



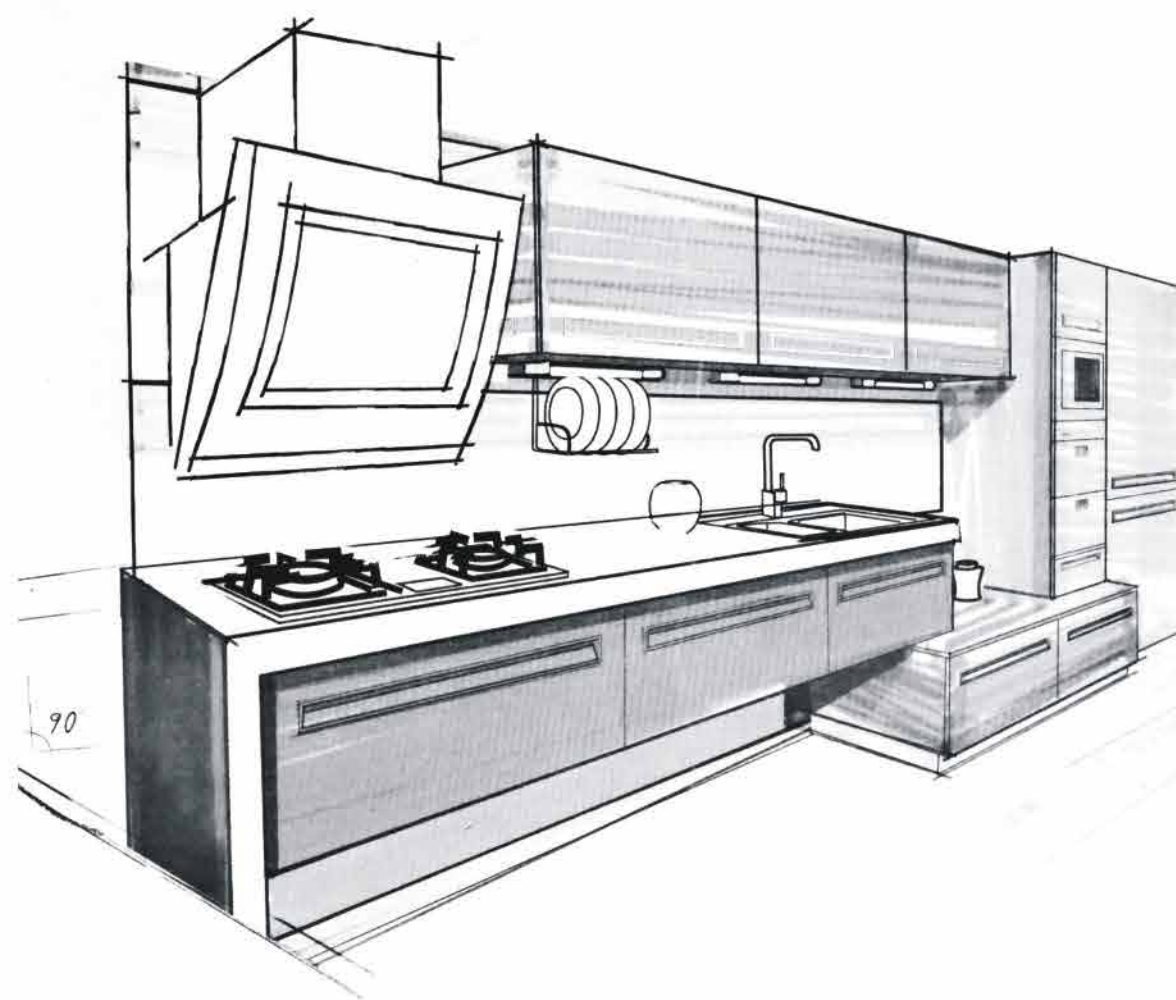
Built in oven



Sink



Faucet



90



Our company products are approved by National & International authoritative accreditations including Pakistan Standards & Quality Control Authority, Government of Pakistan, Ministry of Science and Technology, GS, CE, EMC, CCC, SAA, RoHS, CUS



Homelech



The kitchen artist

*home*



The Homeleech logo features a white house icon above the brand name "Homeleech" in a white, sans-serif font, all contained within a red rounded rectangular background.

Gas stove  
with stainless steel plate series

The Pakistan Standards logo consists of a green square with a white checkmark and a star, with the text "Pakistan Standards" below it.The PSQCA logo is a green hexagon containing a white stylized symbol, with "PSQCA" written below it.

Our company products are approved by National & International authoritative accreditations including Pakistan Standards & Quality Control Authority, Government of Pakistan, Ministry of Science and Technology, GS, CE, EMC, CCC, SAA, RoHS, CUS

The CE mark, indicating conformity with European standards.The GS mark, representing German Standard.The CCC mark, representing China Compulsory Certification.

RoHS

The SAA mark, representing South African Standards.





#### HT-1025

- ★ 5 burner stainless steel gas hob
- ★ cast iron pan supports
- ★ 1xtriple ring burner 1xrapid burner  
2xsemi rapid burner 1auxiliary burner
- ★ ignition D.C 1.5V
- ★ Gas type:NG
- ★ Product Size:860x520mm



#### HT-925

- ★ 5 burner stainless steel gas hob
- ★ cast iron pan supports
- ★ 1xtriple ring burner 1xrapid burner  
2xsemi rapid burner 1auxiliary burner
- ★ ignition D.C 1.5V
- ★ Gas type:NG
- ★ Product Size:860x520mm



#### HT-1425

- ★ 5 burner stainless steel gas hob
- ★ cast iron pan supports
- ★ 1xtriple ring burner 1xrapid burner  
2xsemi rapid burner 1auxiliary burner
- ★ ignition D.C 1.5V
- ★ Gas type:NG
- ★ Product Size:860x520mm



#### HT-509

- ★ 5 burner stainless steel gas hob
- ★ cast iron pan supports
- ★ 2xtriple ring burner  
1auxiliary burner
- ★ ignition D.C 1.5V
- ★ Gas type:NG/LPG(optional)
- ★ Product Size:860x460mm



#### HT-1525

- ★ 5 burner stainless steel gas hob
- ★ cast iron pan supports
- ★ 1xtriple ring burner 1xrapid burner  
2xsemi rapid burner 1auxiliary burner
- ★ ignition D.C 1.5V
- ★ Gas type:NG
- ★ Product Size:860x520mm



#### HT-609

- ★ 5 burner stainless steel gas hob
- ★ cast iron pan supports
- ★ 1xtriple ring burner 1xrapid burner  
2xsemi rapid burner 1auxiliary burner
- ★ ignition D.C 1.5V
- ★ Gas type:NG/LPG(optional)
- ★ Product Size:860x460mm



# GAS STOVE

with *STAINLESS STEEL* plate series



## HT-A35

- ★ 3 burner stainless steel panel
- ★ cast iron pan supports
- ★ 2xtriple ring burner  
1x auxiliary burner
- ★ ignition D.C 1.5V
- ★ Gas type:NG/LPG(optional)
- ★ Product Size:730x430mm



## HT-316

- ★ 2 sabaf burner stainless steel panel
- ★ enamel pan supports
- ★ 2xtriple ring burner
- ★ ignition D.C 1.5V
- ★ Gas type:NG/LPG(optional)
- ★ Product Size:730x430mm



## HT-A50

- ★ 5 burner stainless steel panel
- ★ enamel pan supports
- ★ 2xtriple ring burner  
1x auxiliary burner
- ★ ignition D.C 1.5V
- ★ Gas type:NG/LPG(optional)
- ★ Product Size:860x520mm



## HT-318

- ★ 2 burner stainless steel gas hob
- ★ cast iron pan supports
- ★ 2xtriple ring burner
- ★ ignition D.C 1.5V
- ★ Gas type:NG/LPG(optional)
- ★ Product Size:730x430mm





## GAS STOVE with TEMPERED GLASS plate series

Powerful fire: adopt die-casting aluminum stove roof, complex composition, high precision, scientific burning composition, thermal efficiency can up to over 50%, firepower pure and single.

Healthy protection environment: scientific structure desing, ensure pured burning, can control effectively injurant like carbon monoxide produce to ensure your health.



## GAS STOVE with TEMPERED GLASS plate series

### HT-1517

- ★ 5 sabaf burner tempered glass panel
- ★ cast iron pan supports
- ★ 1xtripple ring burner 1xrapid burner  
2xsemi sapid burner 1xauillary burner
- ★ ignition D.C 1.5V
- ★ Gas type:NG/LPG(optional)
- ★ Product Size:900x520x115mm



### HT-1516

- ★ 5 sabaf burner tempered glass panel
- ★ cast iron pan supports
- ★ 1xtripple ring burner 1xrapid burner  
2xsemi sapid burner 1xauillary burner
- ★ ignition D.C 1.5V
- ★ Gas type:NG
- ★ Product Size:900x520x115mm



### HT-1415

- ★ 5 sabaf burner tempered glass panel
- ★ cast iron pan supports
- ★ 1xtripple ring burner 1xrapid burner  
2xsemi sapid burner 1xauillary burner
- ★ ignition D.C 1.5V
- ★ Gas type:NG
- ★ Product Size:880x520mm



- ★ 5 sabaf burner tempered glass panel
- ★ cast iron pan supports
- ★ 1xtripple ring burner 1xrapid burner  
2xsemi sapid burner 1xauillary burner
- ★ ignition D.C 1.5V
- ★ Gas type:NG
- ★ Product Size:880x520mm







**HT-1515**

- ★ 5 sabaf burner tempered glass panel
- ★ cast iron pan supports
- ★ 1xtriple ring burner 1xrapid burner  
2xsemi sapid burner 1xauxiliary burner
- ★ ignition D.C 1.5V
- ★ Gas type:NG\LPG(optional)
- ★ Product Size:860x520mm



**HT-Z915**

- ★ 5 sabaf burner tempered glass panel
- ★ enamel pan supports
- ★ 1xtriple ring burner 1xrapid burner  
2xsemi sapid burner 1xauxiliary burner
- ★ ignition D.C 1.5V
- ★ Gas type:NG\LPG(optional)
- ★ Product Size:860x520mm



**HT-915 B/S**

- ★ 5 sabaf burner tempered glass panel
- ★ cast iron pan supports
- ★ 1xtriple ring burner 1xrapid burner  
2xsemi sapid burner 1xauxiliary burner
- ★ ignition D.C 1.5V
- ★ Gas type:NG\LPG(optional)
- ★ Product Size:900x520x115mm



**HT-809**

- ★ 3 sabaf burner tempered glass panel
- ★ cast iron pan supports
- ★ 2xtriple ring burner  
1xsemi sapid burner
- ★ ignition D.C 1.5V
- ★ Gas type:NG\LPG(optional)
- ★ Product Size:860x520mm



**HT-688**

- ★ 3 sabaf burner tempered glass panel
- ★ enamel pan supports
- ★ 2xtriple ring burner  
1xsemi sapid burner
- ★ ignition D.C 1.5V
- ★ Gas type:NG\LPG(optional)
- ★ Product Size:730x430mm



**HT-788**

- ★ 3 sabaf burner tempered glass panel
- ★ enamel pan supports
- ★ 2xtriple ring burner  
1xsemi sapid burner
- ★ ignition D.C 1.5V
- ★ Gas type:NG\LPG(optional)
- ★ Product Size:860x520mm



Range hood with series



### HT-111

- ★ Finish:stainless steel
- ★ 3 speed push buttons
- ★ 3 aluminum filters
- ★ LED light: 2x2W Chimney: double
- ★ Air out-let:150mm Noise:58
- ★ Plastic exhaust pipe: 2 meter
- ★ Ducted and recirculated air operation
- ★ Air capacity:900m<sup>3</sup> /h



### HT-909KS5

- ★ Finish:stainless steel & toughened glass
- ★ 3 speed push buttons
- ★ stainless steel special filters
- ★ LED light: 2x2W Chimney: double
- ★ Air out-let:150mm Noise:52
- ★ Plastic exhaust pipe: 2 meter
- ★ Ducted and recirculated air operation
- ★ Air capacity:900m<sup>3</sup> /h

Range hood with series

Homeleth



### HT-222

- ★ Finish:stainless steel & toughened glass
- ★ 3 speed soft touch control
- ★ 2 stainless steel special filters
- ★ LED light: 2x2W Chimney: double
- ★ Air out-let:150mm Noise:58
- ★ Plastic exhaust pipe: 2 meter
- ★ Ducted and recirculated air operation
- ★ Air capacity:900m<sup>3</sup> /h



### HT-333

- ★ Finish:stainless steel
- ★ 3 speed soft touch control
- ★ 1 oil cup with stainless steel filtes
- ★ LED light: 2x2W Chimney: double
- ★ Air out-let:150mm Noise:58
- ★ Plastic exhaust pipe: 2 meter
- ★ Ducted and recirculated air operation
- ★ Air capacity:900m<sup>3</sup> /h



Range hood with series



Range hood with series



## Dicaryon Drive



### Core power double wind wheel

Leading technology /min Exhaust Volume 17 cubic meters of two-wheeled design, strong suction. The wind wheel is the core technology of hood, double wind wheel coaxial machine than the traditional single wind wheel hood is greatly enhanced. The negative pressure space and the smoke chamber space, so that the fume emission rapidly. The net absorption effect To 99.9%.



### Super suction wind wheel

We have been committed to the kitchen electricity enterprise. Through the research and the market continued. Research, is to do a thorough clean, healthy without fumes from the kitchen, developed a diameter Large wind turbine (28cm, than ordinary hood wind wheel diameter 8cm) suction Strong, really no cooking fume.



### 28# motor

The motor uses the high quality steel materials, imported NSK bearing. Weighing 4KG is general General Motors two weight. For the wind wheel wind luxurious lampblack machine series, is Guarantee super suction.



### LED energy saving lamp

Security is not hot, use Long service life





Range hood with series



#### HT-X8

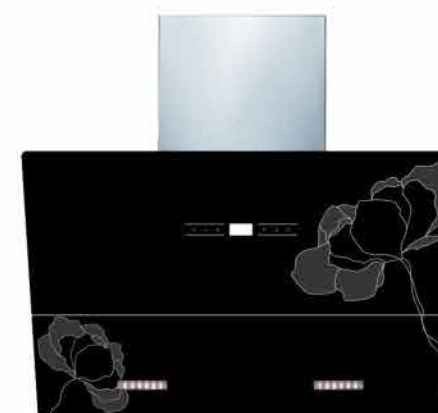
- ★ Finish:stainless steel & toughened glass
- ★ 3 speed soft touch control
- ★ Auto open & close with Timer
- ★ LED light: 2x2W
- ★ Air out-let:150mm Noise:58 dBA
- ★ Plastic exhaust pipe: 2 meter
- ★ Ducted and recirculated air operation
- ★ Air capacity:900m<sup>3</sup> /h



#### HT-X4

- ★ Finish:stainless steel & toughened glass
- ★ 3 speed soft touch with digital display
- ★ Front open glass
- ★ LED light: 2x2W
- ★ Air out-let:150mm Noise:58 dBA
- ★ Plastic exhaust pipe: 2 meter
- ★ Ducted and recirculated air operation
- ★ Air capacity:900m<sup>3</sup> /h

Range hood with series



#### HT-X7

- ★ Finish:stainless steel & toughened glass
- ★ 3 speed soft touch with digital display
- ★ Auto open & close with Timer
- ★ LED light: 2x2W
- ★ Air out-let:150mm Noise:58 dBA
- ★ Plastic exhaust pipe: 2 meter
- ★ Ducted and recirculated air operation
- ★ Air capacity:900m<sup>3</sup> /h



#### HT-X7-Plus

- ★ Finish:stainless steel & toughened glass
- ★ 3 speed soft touch with digital display
- ★ Auto open & close with Timer
- ★ LED light: 2x2W
- ★ Air out-let:150mm Noise:58 dBA
- ★ Plastic exhaust pipe: 2 meter
- ★ Ducted and recirculated air operation
- ★ Air capacity:900m<sup>3</sup> /h

#### HT-2012

- ★ Finish:stainless steel & toughened glass
- ★ 3 speed soft touch with digital display
- ★ Artistic glass on chemney
- ★ LED light: 2x2W
- ★ Air out-let:150mm Noise:58 dBA
- ★ Plastic exhaust pipe: 2 meter
- ★ Ducted and recirculated air operation
- ★ Air capacity:900m<sup>3</sup> /h
- ★ Metal blower with pure copper motor

### HT-20PRS3

- ★ Finish:stainless steel & toughened glass
- ★ Fire proof glass edge protector
- ★ 3 speed soft touch with digital display
- ★ Tapered filter with oil cup
- ★ LED light: 2x5W
- ★ Air out-let:150mm Noise:58 dBA
- ★ Plastic exhaust pipe: 2 meter
- ★ Air capacity:700m<sup>3</sup> /h
- ★ Metal blower with pure copper motor



### HT-1025

- ★ Finish:stainless steel & toughened glass
- ★ Fire proof glass edge protector
- ★ 3 speed soft touch with digital display
- ★ Tapered filter with oil cup
- ★ LED light: 2x5W
- ★ Air out-let:150mm Noise:58 dBA
- ★ Plastic exhaust pipe: 2 meter
- ★ Air capacity:700m<sup>3</sup> /h
- ★ Metal blower with pure copper motor



### HT-022T-Silver

- ★ Finish:stainless steel & toughened glass
- ★ Fire proof glass edge protector
- ★ 3 speed soft touch with digital display
- ★ Tapered filter with oil cup
- ★ LED light: 2x5W
- ★ Air out-let:150mm Noise:58 dBA
- ★ Plastic exhaust pipe: 2 meter
- ★ Air capacity:700m<sup>3</sup> /h
- ★ Metal blower with pure copper motor



### HT-020PRSI

- ★ Finish:stainless steel & toughened glass
- ★ Fire proof glass edge protector
- ★ 3 speed soft touch with remote & smoke sensor
- ★ 2 Aluminum filters
- ★ LED light: 2x5W
- ★ Air out-let:150mm Noise:58 dBA
- ★ Plastic exhaust pipe: 2 meter



### HT-PRS4

- ★ Finish:stainless steel & toughened glass
- ★ Fire proof glass edge protector
- ★ 3 speed soft touch with remote & smoke sensor
- ★ Tapered filter with oil cup
- ★ LED light: 2x5W
- ★ Air out-let:150mm Noise:58 dBA
- ★ Plastic exhaust pipe: 2 meter





### HT-999

- ★ Finish:stainless steel & toughened glass
- ★ 3 speed soft touch buttons
- ★ 2 Aliminum filters
- ★ LED light: 4x2W Chimney:double
- ★ Air out-let:150mm Noise:58
- ★ Plastic exhaust pipe: 2 meter
- ★ Ducted and recirculated air operation
- ★ Air capacity:900m<sup>3</sup> /h



### HT-CY28C

- ★ Finish:stainless steel & toughened glass
- ★ 3 speed soft touch buttons
- ★ 1 Aliminum filters
- ★ LED light: 4x20W Chimney:double
- ★ Air out-let:150mm Noise:58
- ★ Plastic exhaust pipe: 2 meter
- ★ Ducted and recirculated air operation
- ★ Air capacity:900m<sup>3</sup> /h



### HT-CY28C1

- ★ Finish:S/S & toughened glass with laser light
- ★ 3 speed electronic
- ★ 1 metallic filters
- ★ LED light: 4x20W Chimney:double
- ★ Air out-let:150mm Noise:58
- ★ Plastic exhaust pipe: 2 meter
- ★ Ducted and recirculated air operation
- ★ Air capacity:900m<sup>3</sup> /h



### HT-CY28ET

- ★ Finish:stainless steel & toughened glass
- ★ 3 speed double electronic buttons
- ★ 2 metallic filters
- ★ LED light: 6x1W
- ★ Air out-let:150mm Noise:52
- ★ Plastic exhaust pipe: 2x2 meter
- ★ Ducted and recirculated air operation
- ★ Air capacity:2x1000m<sup>3</sup> /h



# DRAWER BASKET SERIES



Model: C040645  
WxDxH: 500x414x(1850-2150)mm  
Cabinet width: 450mm



Model: FS-8  
WxDxH: 850x450x(1510-1780)mm  
Cabinet width: 450mm



Model: M040645K  
WxDxH: 500x414x(1850-2150)mm  
Cabinet width: 450mm



A0360



A0560



LGS601B



E0302

# DRAWER BASKET SERIES



Model: HS4003  
WxDxH: 345x475x510mm  
Cabinet width: 400mm



Model: FS-8  
WxDxH: 345x475x510mm  
Cabinet width: 400mm



Model: M040645K  
WxDxH: 345x475x510mm  
Cabinet width: 400mm



Model: C040645  
WxDxH: 580x320x(500-800) mm  
Cabinet width: 620mm



Model: FS-8  
WxDxH: 440x(500-800) mm  
Cabinet width: 500mm



Model: M040645K  
WxDxH: 765x440x140 mm  
Cabinet width: 800mm





## Kitchen Sink & Faucets



AD69-08



AD69-01



8345R



2825



AD105-06



8352



H10050A



5743



3838T



5444



**Precision Summit Technology**

**Home**tech

